



JM 30T Winch



JM15T Liquid Hoist for
900T Bridge Erecting Machine




JM 30T Winch



JM 25T Winch



Submarine Cable
4JM 20T Winch



JM 10T Winch

Product Characteristics




This series of hoist mainly for installation and all kinds of large, oversize concrete, steel structure and mechanical equipment Disassemble. The structure is characterized in wire rope arranged in an orderly, safe and reliable. Applicable to all kinds of bridges, ports, Wharf Luqiao engineering and large factories and equipment installation project.

JM型电控慢速大吨位卷扬机主要技术参数表
The main technical parameters of type JM electric slow large tonnage winch table

基本参数 Basic data 型号 type	额定拉力 rated load (KN)	额定速度 rated speed (m/min)	容量 rope capacity (m)	钢丝绳直径 rope diameter	电机型号 electromotor type	电机功率 electromotor power (kw)	外形尺寸 om dimension (mm)	整机质量 weight (kg)
JM10	100	8	250	φ30	YZR200L-6	22	2100×1350×980	2800
JM10B	100	9.5	250	φ30	YZR200L-6	22	2200×1700×1100	2400
JM12.5	125	8	300	φ32	YZR225M-6	30	2790×2100×1500	4800
JM16	160	10	500	φ37	YZR250M2-8	37	3600×2100×1700	8700
JM20	200	10	600	φ42	YZR280M-8	45	3800×2200×1800	9600
JM25	250	9	800	φ48	YZR280S-8	55	4180×2700×1980	14500
JM32	320	9	700	φ50	YZR315S-8	75	3980×2740×2100	16000
JM50	500	9	700	φ60	YZR315M-8	90	4850×2980×2300	21000


可根据用户需要设计制造各种非标产品，以上参数如有技术改进恕不另行通知
According to user needs to design and manufacture kinds of non-standard products,
the above parameters can be improved without notice



JK 5T Charging Winch



2JM3 Winch


 JK 26T Winch for
450T Mast Crane


2JK5T Double Drum Winch



JM 20T Winch



JK 12T Charging Winch

Product Characteristics



This series of hoist is mainly used for construction materials, and move the heavy - lifting and crane as main, is the derrick, L-shaped frame and lifting trolley special lifting winch. Applicable to the construction, mining and lifting the factory Civil engineering construction and small equipment installation.


JK型电控快速卷扬机主要技术参数表

The main technical parameters of JK fast winch control table

型号 type	基本参数 type data	额定拉力 rated load (KN)	额定速度 rated speed	容量 type capacity (m)	钢丝绳直径 rope diameter	电机型号 electromotor type	电机功率 electromotor power (kw)	外形尺寸 dim dimension (mm)	整机质量 weight (kg)
JK1		10	22	100	9.3	Y112M-4	4	620×701×417	300
JK1.6		16	24	120	12.5	Y132S-4	5.5	945×996×570	500
JK2		20	24	120	13	Y132M-4	7.5	945×996×570	550
JK3.2		32	25	200	15.5	YZR180L-6	15	1325×1335×840	1200
JK5		50	30	200	21.5	YZR225M-6	30	1900×1620×985	2400
JK8		80	25	250	26	YZR280S-8	45	1533×1985×1045	3500
JK10		100	30	300	30	YZR315S-8	55	2250×2500×1300	5100

可根据用户需要设计制造各种非标产品，以上参数如有技术改进恕不另行通知
According to user needs to design and manufacture kinds of non-standard products,
the above parameters can be improved without notice

Product Characteristics




This series of hoist is mainly used for construction materials, and move the heavy lifting and crane as main, is the derrick, Longmen frame and lifting trolleys special lifting winch. Applicable to the construction, mining and lifting the factory Civil engineering construction and small equipment installation.

JKL型手控溜放快速卷扬机主要技术参数表

The main technical parameters of JKL type hand controlled rolling fast winch table

型号 type	基本参数 basic data	额定拉力 rated load (KN)	额定速度 rated speed	容绳量 rope capacity (m)	钢丝绳直径 rope diameter	电机型号 electromotor type	电机功率 electromotor power (kw)	外形尺寸 om dimension (mm)	整机质量 weight (kg)
JKL2		20	30	150	13	Y180L-6	15	1370×1650×1210	1200
JKL3		30	30	200	15	Y200L-6	22	1690×1740×1200	1800
JKL5		50	30	250	21	Y225S-6	37	2300×2100×1650	3000
JKL6		60	36	250	24	Y280S-6	45	2300×2100×1650	3200
JKL8		80	29	250	26	Y280M-6	55	2440×2500×1800	5500
JKL10		100	29	250	28	Y315S-6	75	2590×2450×1800	5800

可根据用户需要设计制造各种非标产品，以上参数如有技术改进恕不另行通知
According to user needs to design and manufacture kinds of non-standard products,
the above parameters can be improved without notice



2JKL10T Slip Winch




JKL 5T Slip Winch



Diesel Slip Winch

Product Characteristics




JK-D series hoist is the use of new winch planetary gear drive with smallteeth difference, is the more traditional winchThe ideal products of new generation. It has the advantages of compact structure, stable running, convenient operation, easy maintenance, low noise, so that With the advantages of longservice life etc.. Widely used in building construction,bridge, dock, metallurgyindustries such as hoisting and installation.

基本参数 型号 Basic data Type	额定拉力 rated load (kN)	额定速度 rated speed	容绳量 rope capacity (m)	钢丝绳直径 rope diameter	额定功率 rated power (kw)	外形尺寸 orm dimension (mm)	整机质量 weight (kg)
JK0.75D	7.5	30	100	9.3	9.	900×340×400	165
JK1.25D	12.5	46	120	11	11	1140×400×450	315
JK1.60D	16	28	160	12.5	12.5	1200×440×480	350
JK2.0D	20	36	190	13	13	1400×470×548	510

可根据用户需要设计制造各种非标产品，以上参数如有技术改进恕不另行通知
According to user needs to design and manufacture kinds of non-standard products,
the above parameters can be improved without notice

Product Characteristics



**JMW Series Electronically
Controlled Slow Winch**

This series of machine is mainly used for all kinds of large, oversize, steel Long distance traction and large stroke lifting structure and steel, wire rope, the Characteristic of wire speed, stable lifting. Applicable to all kinds of bridges, Luqiao port, port construction and large factories and mines, power engineering Equipment installation.


JMW系列电控慢速卷扬机主要技术参数表

The main technical parameters of JMW series electric slow winch table

基本参数 型号 Basic data Type	钢丝绳额定 拉力kN	钢丝绳额定 速度m/min	钢丝绳直径 mm	卷筒容绳量 m	电动机		外形尺寸			整机重量 kg
					型号	功率kW	长	宽	高	
JMW3	30	8	Φ15.5	150	YZR160L-8	7.5	1590	1460	930	1050
JMW5	50	9	Φ21.5	250	YZR180-8	11	2010	1580	1100	1700
JMW8	80	10	Φ26	400	YZR225M-8	22	2160	2110	1180	3600

可根据用户需要设计制造各种非标产品，以上参数如有技术改进恕不另行通知
According to user needs to design and manufacture kinds of non-standard products,
the above parameters can be improved without notice

Product Characteristics



This series of machine is mainly used for longdistance large oversize concrete, steel structure andcable, cable traction and run the program. The characteristic of wire rope speed, stable lifting. Applicable toall kinds of bridges, ports, terminals and other constr-uction project in Luqiao and large factories, power en-gineering equipment installation.

JMM摩擦式卷扬机主要技术参数表

The main technical parameters of JMM friction hoist table

型号 Type	基本参数 Basic data	额定拉力 rated load (kN)	额定速度 rated speed	容绳量 rope capacity (m)	钢丝绳直径 rope diameter	电机型号 electromotor type	电机功率 electromotor power (kw)	外形尺寸 arm dimension (mm)	整机质量 weight (kg)
JM10		100	10	4800	30	YZR225M-6	30	1980×2650×850	6000
JM16		160	11	4000	34.5	YZR250M2-6	45	3350×1920×1320	9500
JM20		200	11	3600	39	YZR280S-6	55	3500×1960×1320	10000
JM32		320	10	3200	52	YZR280M-6	75	4330×2350×1760	16000


可根据用户需要设计制造各种非标产品，以上参数如有技术改进恕不另行通知
According to user needs to design and manufacture kinds of non-standard products, the above parameters can be improved without notice



JM8T Friction Winch




JM25T Friction Winch




JM50T Friction Winch Main Engine



JM35T Friction Winch




Rope Guider



2JKL3T Winch



2JM3.2T Winch



JM3 Winch



JM3T With Rope Arranger




4JM 5T Winch



30T Winch



JM2 Explosion-proof Winch



JM12T winch



JM 5T Winch



GM13.5T Winch




4JM 16 T Winch



2JM5T Winch



2JM3.2T Winch



JM12.5T With Rope Winch




JK5T Winch



JM15T Winch



JM16T Winch




JM8T Winch



JM25T Belt Brake Winch




JM5 Marine Winch



6JM10T Winch



QPG125 Fixed Hoist



32T High Lift Trolley